



Burn Wise

Program of U.S. EPA

This wood-burning appliance meets 2020 U.S. Environmental Protection Agency clean air standards.

Heating Area

Heats Up To 4000 sq. ft.

Efficiency

73%

Smoke Emissions

EPA Maximum Allowed
0.15 lbs/mmBtu

This model
0.08 lbs/mmBtu

MANUFACTURER
VÄRMEBARONEN AB

MODEL NO.
VEDOLUX 650

FUEL TESTED

- Pellets: ground wood or biomass that is compressed into a pellet.
- Crib wood: cut 2"x4" or 4"x 4" lumber that is stapled together.
- ☒ Cord wood: typical firewood, and a better measure of how a heater will perform in homes.

For more information, refer to the Owner's Manual and www.epa.gov/burnwise.










Efficiency and emissions are provided by an EPA-approved third party lab. Heating area is estimated by the manufacturer.



Burn Wise

Program of U.S. EPA

Heating Checklist

-  Have your heating appliance professionally installed and inspected annually by a certified technician.
-  Refer to your owner's manual for start-up and operating guidelines.
-  Burn split, seasoned, dry firewood to save money and help protect your family's health.
-  A smoldering fire, dirty glass doors, and chimney smoke are signs that the fire needs more air or your wood is not seasoned.
-  If you smell smoke indoors, it could be a health risk for you and your family. Call a certified chimney sweep or stove installer to correct the problem.
-  Store wood and pellets off the ground in a dry, covered place.
-  Perform weekly and monthly maintenance throughout the heating season or as recommended by the manufacturer.
-  For pellets: Use certified pellets as directed by your owner's manual.
-  Non-certified pellets may be high in ash content, low in energy output, and have impurities that could harm your family's health.